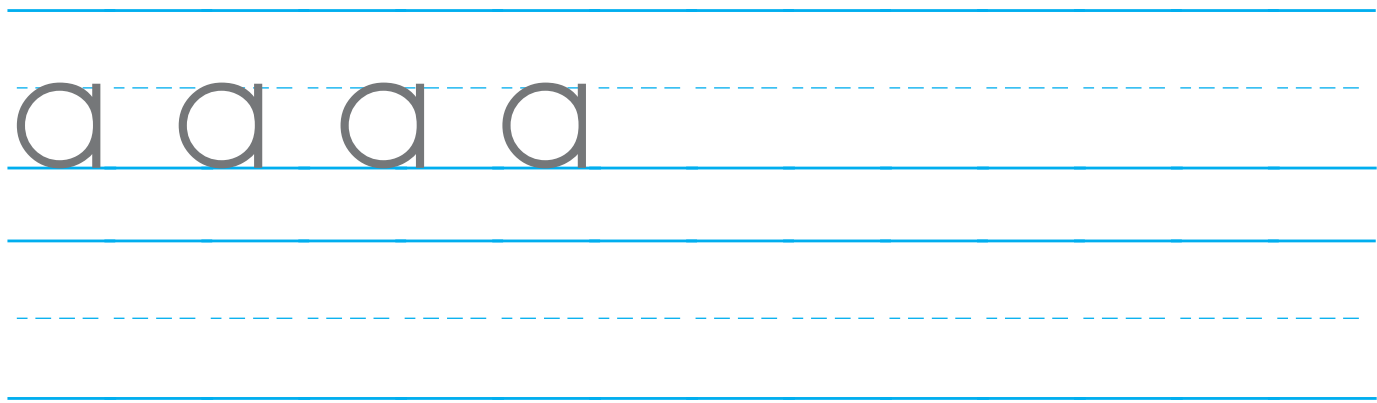
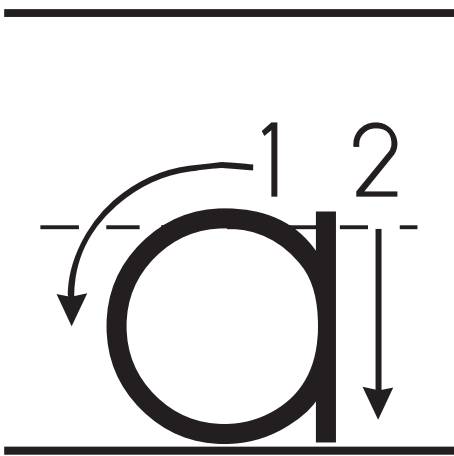


Name: _____ Date: _____

Alphabet Worksheet Learn To Write Lowercase: a

Say It! Write It! Repeat It!



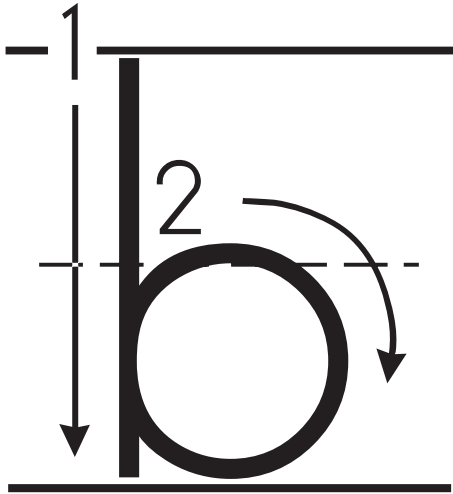
Draw an apple:



Name: _____ Date: _____

Alphabet Worksheet Learn To Write Lowercase: b

Say It! Write It! Repeat It!



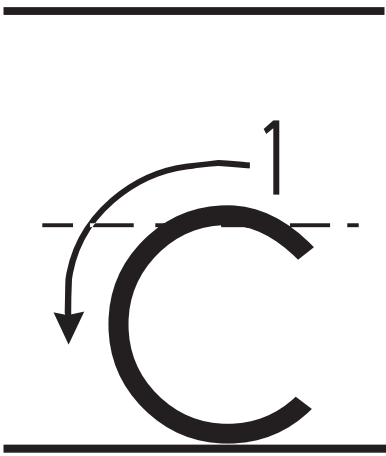
Draw a balloon:



Name: _____ Date: _____

Alphabet Worksheet Learn To Write Lowercase: c

Say It! Write It! Repeat It!



Four uppercase 'C' characters are placed on a set of three horizontal lines (top solid, middle dashed, bottom solid) for tracing. Below this set are two more identical sets of three horizontal lines for independent practice.

Draw a cat:


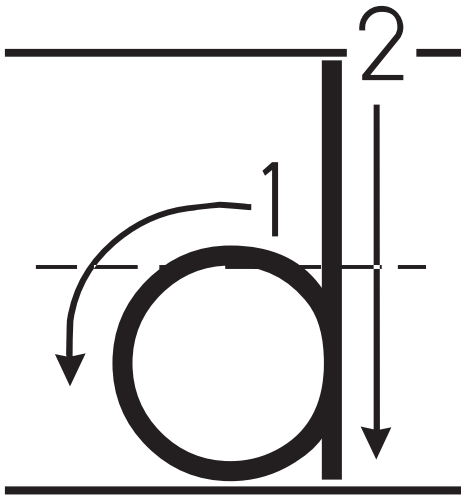


A large, empty rectangular box with a black border, intended for the student to draw a cat.


Name: _____ Date: _____

Alphabet Worksheet Learn To Write Lowercase:d

Say It! Write It! Repeat It!



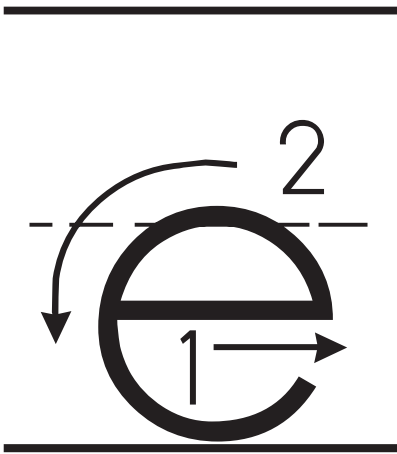
Draw a dog:



Name: _____ Date: _____

Alphabet Worksheet Learn To Write Lowercase: e

Say It! Write It! Repeat It!



e e e e


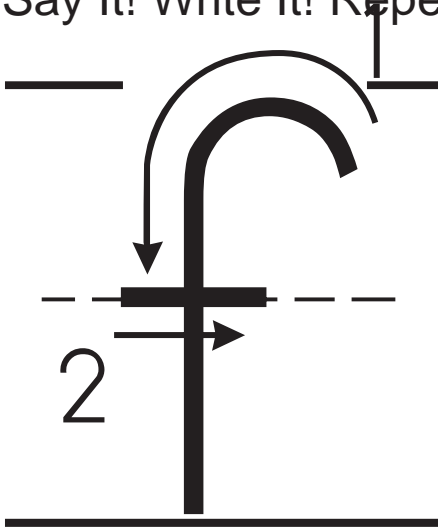
Draw an egg:



Name: _____ Date: _____

Alphabet Worksheet Learn To Write Lowercase: f

Say It! Write It! Repeat It!




Draw a fence:



Name: _____ Date: _____

Alphabet Worksheet Learn To Write Lowercase: g

Say It! Write It! Repeat It!



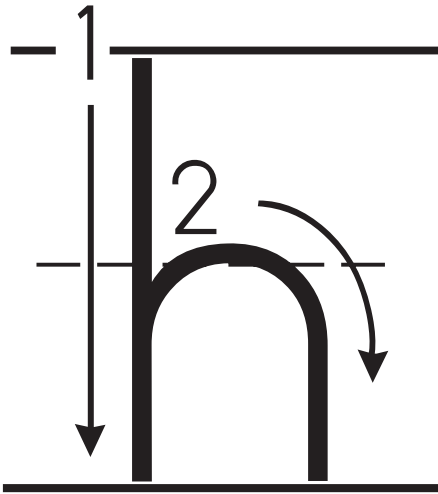
Draw a grape:




Name: _____ Date: _____

Alphabet Worksheet Learn To Write Lowercase:h

Say It! Write It! Repeat It!



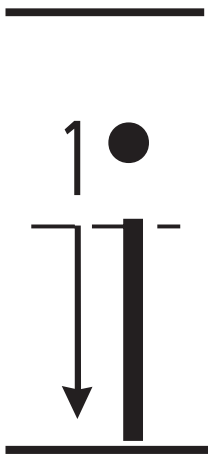
Draw a hat:



Name: _____ Date: _____

Alphabet Worksheet Learn To Write Lowercase: i

Say It! Write It! Repeat It!



Tracing practice lines for the lowercase letter 'i'. The first line contains four dotted 'i's for tracing. Below it are two more sets of blank handwriting lines (top solid, middle dashed, bottom solid) for independent practice.

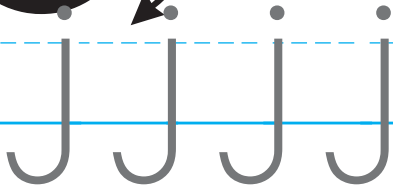
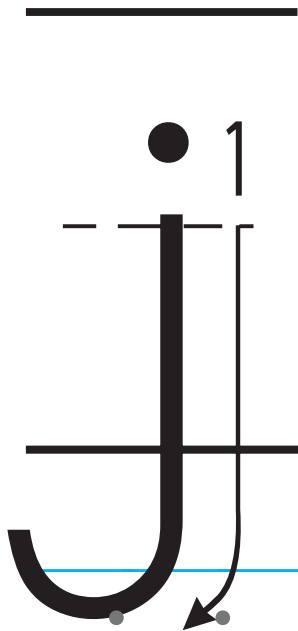
Draw an ice cream cone:

A large, empty rectangular box with a black border, intended for the student to draw an ice cream cone.


Name: _____ Date: _____

Alphabet Worksheet Learn To Write Lowercase: j

Say It! Write It! Repeat It!



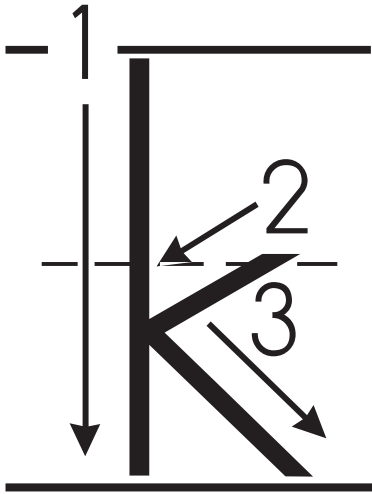
Draw a jack:




Name: _____ Date: _____

Alphabet Worksheet Learn To Write Lowercase:k

Say It! Write It! Repeat It!



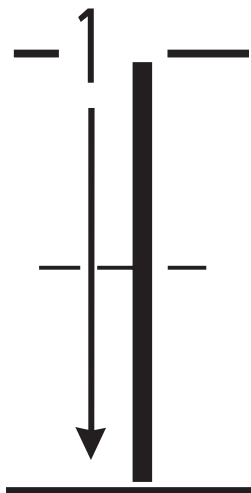
Draw a kite:



Name: _____ Date: _____

Alphabet Worksheet Learn To Write Lowercase: l

Say It! Write It! Repeat It!



Four sets of handwriting lines for practice. Each set consists of a top blue line, a middle dashed blue line, and a bottom blue line. The first set contains four vertical grey lines for tracing, while the other three sets are empty for independent practice.

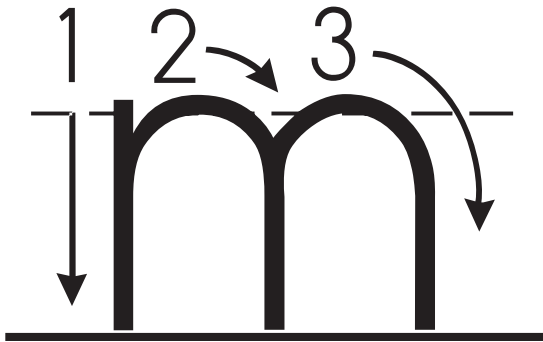
Draw a lollypop:

A large, empty rectangular box with a black border, intended for the student to draw a lollypop.


Name: _____ Date: _____

Alphabet Worksheet Learn To Write Lowercase: m

Say It! Write It! Repeat It!



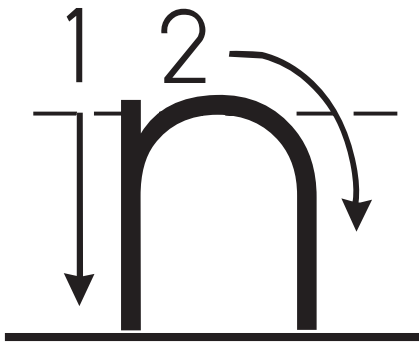


Draw a mouse:




Name: _____ Date: _____

Alphabet Worksheet Learn To Write Lowercase: n
Say It! Write It! Repeat It!



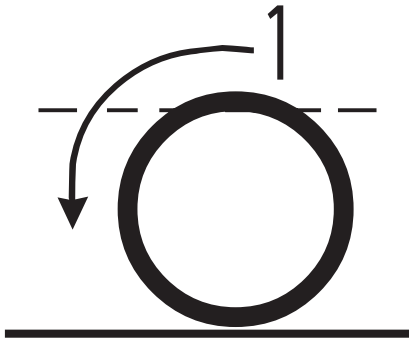
Draw a napkin:




Name: _____ Date: _____

Alphabet Worksheet Learn To Write Lowercase: o

Say It! Write It! Repeat It!



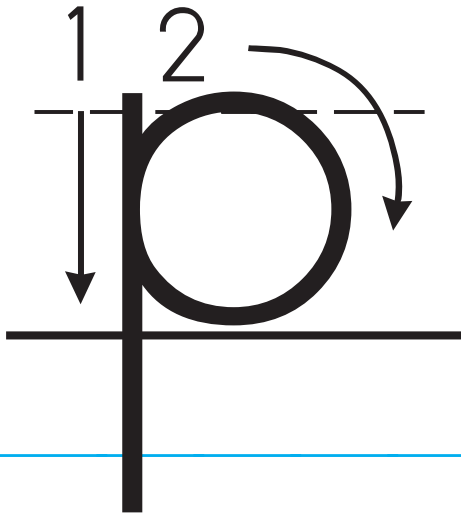
Draw an oval:



Name: _____ Date: _____

Alphabet Worksheet Learn To Write Lowercase: p

Say It! Write It! Repeat It!




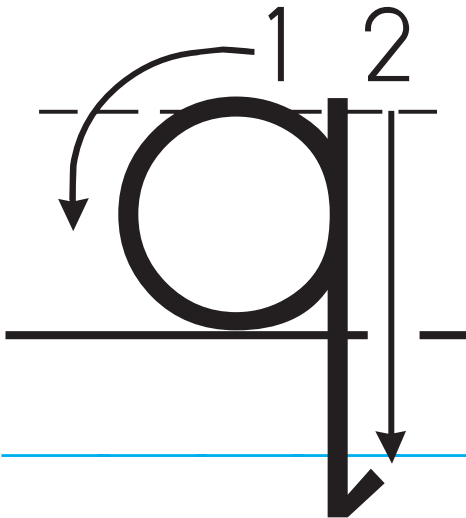
Draw a pig:



Name: _____ Date: _____

Alphabet Worksheet Learn To Write Lowercase: q

Say It! Write It! Repeat It!





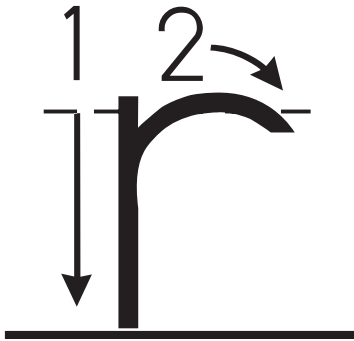
Draw a quilt:




Name: _____ Date: _____

Alphabet Worksheet Learn To Write Lowercase: r

Say It! Write It! Repeat It!



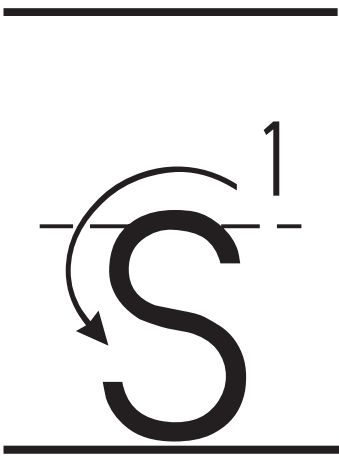
Draw a rabbit:



Name: _____ Date: _____

Alphabet Worksheet Learn To Write Lowercase: s

Say It! Write It! Repeat It!



S S S S


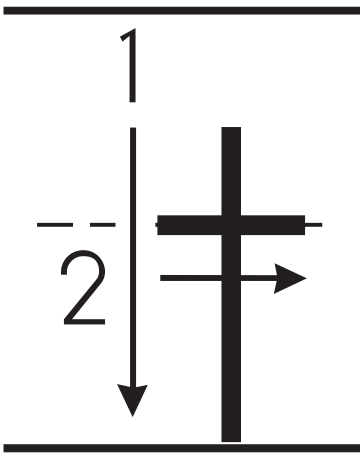
Draw a scissors:



Name: _____ Date: _____

Alphabet Worksheet Learn To Write Lowercase:t

Say It! Write It! Repeat It!




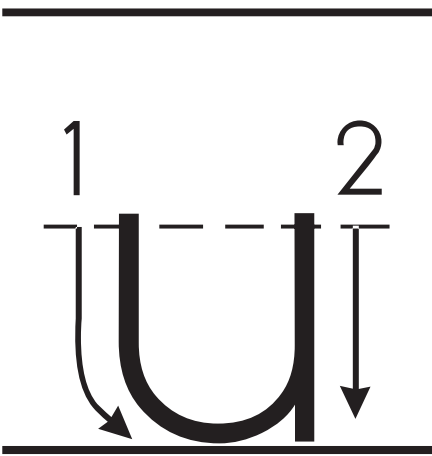
Draw a turtle:



Name: _____ Date: _____

Alphabet Worksheet Learn To Write Lowercase: u

Say It! Write It! Repeat It!



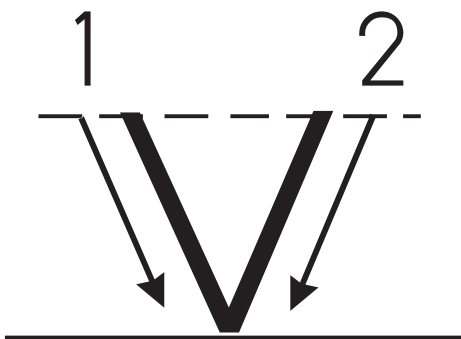
Draw a ups truck:



Name: _____ Date: _____

Alphabet Worksheet Learn To Write Lowercase: v

Say It! Write It! Repeat It!



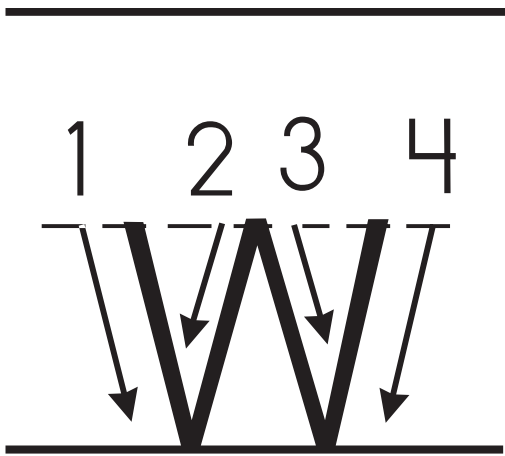
Draw a van:



Name: _____ Date: _____

Alphabet Worksheet Learn To Write Lowercase:w

Say It! Write It! Repeat It!




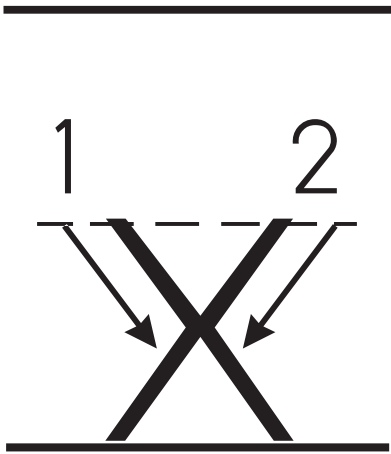
Draw a wagon:



Name: _____ Date: _____

Alphabet Worksheet Learn To Write Lowercase: x

Say It! Write It! Repeat It!



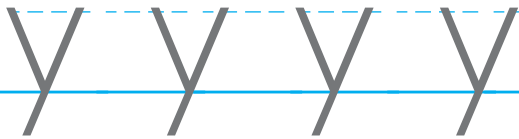
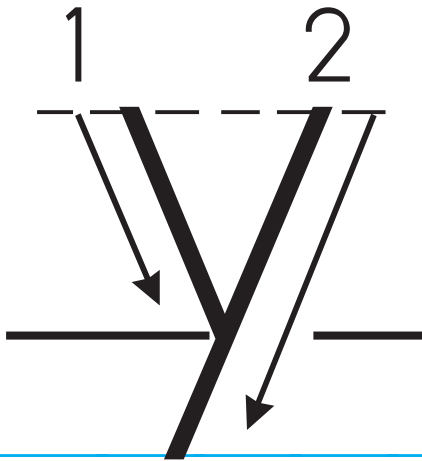
Draw a xylophone:



Name: _____ Date: _____

Alphabet Worksheet Learn To Write Lowercase: y

Say It! Write It! Repeat It!





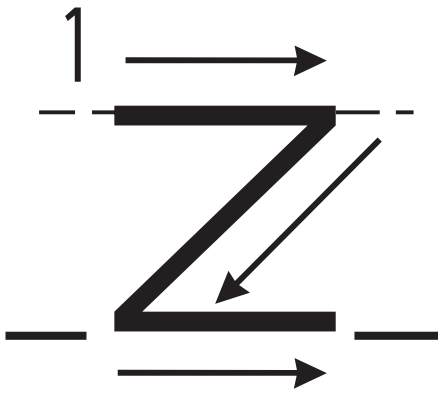
Draw a yo-yo:



Name: _____ Date: _____

Alphabet Worksheet Learn To Write Lowercase: z

Say It! Write It! Repeat It!



Draw a zebra:

